

4-H SHOOTING SPORTS CLUB ELKHART COUNTY



2025

<https://www.elkhartcounty4hshootingsports.org/>

ELKHART COUNTY 4-H ENROLLMENT POLICY – STATE FEE

It is the policy of Indiana 4-H Youth Development to assess a \$15.00 state program fee to each youth participant, grade 3-12, to help offset program delivery costs. None of the annual state program fees collected will be available for use in the Elkhart County 4-H program. Families enrolling more than three youth (grades 3 - 12 only) will be provided a discount for State Program Fees. Program fees are non-refundable after a youth's membership status becomes active in 4honline.

Youth in grades 3 - 12 are required to enroll in 4-H on an annual basis.

Youth must be enrolled in 4-H before they are allowed on the range.

To enroll, please click the following link, or enroll in person at the
Purdue Extension Office <https://v2.4honline.com/>

TROPHY SHOOT

Trophy Shoots are a privilege intended for members to demonstrate the mastery level of shooting skills they have obtained from practice throughout the shooting year. Through regular participation it is the expectation that members will obtain a working knowledge of range rules and safety procedures prior to participating in the Trophy Shoot. Any Instructor or Club Coordinator has the right to bar any member or parent from shooting range participation or presence if their actions are deemed unsafe including not having knowledge of range rules and procedures. Each club member must sign the attendance sheet provided for club events prior to participating.

Any form of coaching from anyone other than an instructor during the trophy shoot may result in the disqualification of the member.

Scores are calculated by a panel of instructors and considered final at the conclusion of the fair. If you feel there was a scoring error, please contact a club coordinator.

EVENT SIGNUP

The club requires sign up for each event. Sign ups allow instructors to spend more time with members and less time resetting the range. The additional coaching has contributed to higher scores for all disciplines. Feedback from members and parents regarding the use of sign ups is overwhelmingly favorable. Information will be posted on <https://www.elkhartcounty4hshootingsports.org/> as soon as we know the details for an event.

FAIR PASSES

Fair passes must be picked up at the completion of the Trophy Shoots if they are provided by the Shooting Sports club. It is a club member's responsibility to ensure they receive their tickets before leaving the range.

DISTRACTIONS

Cell Phones, Electronics or other items that may distract members are prohibited from use beyond the safety lines and must be out of sight.

WEATHER

Shooting sports events occur in all weather conditions. Club members should use their own judgment in assessing weather conditions to determine whether to participate and dress appropriately. In a thunderstorm, there is no risk-free location outdoors. Whenever lightning and thunder threatens, the ranges will be closed and participants should seek shelter. Ranges will remain closed for approximately 30 minutes after which an evaluation will be completed to determine if the ranges will re-open. Please consider the changing weather conditions when selecting the day / time you chose to participate in the Trophy Shoot.



4-H Shooting Sports Club 2025 Schedule



Safety Meeting: Saturday, January 11, 2025 8:00 – 1:00 PM
(Attending a 4-H Safety Meeting is mandatory for first year rifle members)

The event is held at the Fairgrounds in the Home and Family Arts building.

Archery

Thursdays 5:30pm –8:30 PM (45 minute blocks, requiring signup)

4-H Fairgrounds (building to be announced)

January 9 1ST Year Shooters Only	February 6 1ST Year Shooters Only	March 6 1ST Year Shooters Only
---	--	---

Rifle and Pistol

Saturdays: 1:00-5:00 PM (45 minute blocks requiring signup)

Elkhart Rifle and Pistol Indoor Range, 325 Oakwood Ave., Elkhart, IN

January 18 1ST Year Shooters Only	February 15 1ST Year Shooters Only	March 15 1ST Year Shooters Only
--	---	--

Shotgun

Training for shotgun recommended for all new shotgun shooters

Saturday, Feb 8, 1:00-2:00 PM. **4-H Fairgrounds location to be announced.** Not Live Fire

Saturday, March 8, 1:00-4:00 PM **4-H Fairgrounds Range**, Goshen, IN

- Dress Appropriate for conditions as this is an outdoor event
- Above 2 dates are for first year shotgun shooters teaching shotgun fundamentals.

Combined Outdoor Schedule – Archery, Rifle, Pistol, Shotgun

Saturdays 12:00-5:00 PM **4-H Fairgrounds Range**, Goshen, IN

Shooting blocks will require signup

April 5	April 19	May 3	May 17	May 31
---------	----------	-------	--------	--------

Trophy Shoot

Saturdays 11:00-5:00 PM **4-H Fairgrounds Range**, Goshen, IN.

June 14	June 28
---------	---------

Family Picnic:

Sunday, August 17, 2025

4-H Fairgrounds, Goshen, IN

Lunch: 1:00PM Awards: 2:00PM



TABLE OF CONTENTS


PLEDGE OF ALLEGIANCE - 5 -
4-H CLUB PLEDGE - 5 -
SHOOTING SPORTS CLUB LEADERS - 6 -
SHOOTING SPORTS CLUB RULES - 7 -
DISCIPLINE ELIGIBILITY AND FEES - 9 -
TROPHY DAY SHOOT - 10 -
TOP SHOT AWARD - 13 -
REQUIREMENTS FOR COMPLETION - 14 -
PROJECT IDEAS -- 14 -
4-H POSTER GUIDELINES - 15 -
EXHIBIT OR POSTER REQUIREMENTS - 16 -
INDOOR RIFLE / PISTOL RANGE LOCATION - 18 -
WINTER SHOTGUN RANGE LOCATION - 18 -
OUTDOOR RANGE - 19 -

<https://extension.purdue.edu/elkhart>

elkhartshootingsports@gmail.com

<https://www.elkhartcounty4hshootingsports.org>

PLEDGE OF ALLEGIANCE



*I PLEDGE ALLEGIANCE TO THE FLAG
OF THE UNITED STATES OF AMERICA,
AND TO THE REPUBLIC FOR WHICH IT
STANDS, ONE NATION UNDER GOD,
INDIVISIBLE, WITH LIBERTY, AND
JUSTICE FOR ALL*



4-H CLUB PLEDGE

*I PLEDGE
MY HEAD TO CLEARER THINKING
MY HEART TO GREATER LOYALTY
MY HANDS TO LARGER SERVICE
MY HEALTH TO BETTER LIVING
FOR MY CLUB, MY COMMUNITY,
MY COUNTRY AND MY WORLD*

SHOOTING SPORTS CLUB LEADERS

Organizational Leader: Rocky Rigsby

Assistant Organizational Leader: John Rody

Club Coordinator: Harold Schmucker (574-202-6774)

LEADERS		
Joe Anglemeyer	Tim Riegsecker	Thomas Wallace
Kellie Anglemeyer	Rocky Rigsby	Tom Watson
Josh Clingaman	John Rody	Ron Wedel
Seth Homes	Rob Rody	Allen Wedertz
Chad Halie	William Rody	Kendra Wietstock
Gerrod Hampel	Angie Schmucker	Matt Wietstock
Joel Hawkins	Derick Schmucker	Tim Wietstock
Ken Hochstetler	Harold Schmucker	Stephanie Wilhelm
Jerry Homes	Hayden Schmucker	Tom Wilhelm
Adam Bujalski	Ted Selman	Rachel Wilson
Trevor Kercher	Darin Smith	Sarah Wiseman
Nicole Knouse	Evan Smith	Justin Witmer
Rich Motz	Casey Lehman	Jason Wogoman
Charles Pate	Don Sprandel	Ken Yoder
Noelle Pate	Greg Stump	Loretta Yoder
Kevin Pressler	Jeff Tinsley	Stanley Yoder
Robert Reed	Sara Trovatore	Bruce Zimmerman

SHOOTING SPORTS CLUB RULES

- It is strongly recommended that **ALL members** have taken and passed the Indiana Department of Natural Resources (DNR) Hunter Education Course to be involved in the 4-H Shootings Sports Club. **There is an independent online study course offered through the Indiana DNR. The online course is only available to Indiana residents 12 years or older. The website is: <https://www.hunter-ed.com/indiana/>**
- **Youth in grades 3 - 12 are required to enroll in 4-H on an annual basis.**
Youth must be enrolled in 4-H before they are allowed on the range.
To enroll, please click the following link, or enroll in person at the Purdue Extension Office <https://v2.4honline.com/>
- **Trophy shoot dates** are provided on the schedule. Members will be required to sign up for shooting times per discipline. To expedite the process, practice will be limited to a single target on the rifle and pistol ranges on Trophy shoot dates. For rifle and pistol, you will be given **1 practice target and then you will have to shoot your trophy targets**. Make sure you get your practice in earlier in the year!
- Each Club member must compete on his or her own merit.
- Appropriate attire and closed-toe shoes are required.
- Each club member must sign the attendance sheet provided for the club event prior to participating.
- ALL 4-H Club members, spectators and instructors are expected to follow all classroom and range rules at all times.
- ONLY 4-H Certified Instructors are to instruct 4-H members on the shooting ranges.
- Instructors or a Club Coordinator may decide that a member should be excluded from or limited in shooting range participation due to physical or mental maturity. **Safety and a teachable attitude are a must!**
- Any Instructor or the Club Coordinator has the right to bar any member, parent, guardian or spectator from shooting range participation or presence if their actions are deemed unsafe.
- Parents / Guardians are WELCOME to attend all meetings but are subject to the rules and regulations of the Club. Parents / Guardians are encouraged to get involved with your 4-H member.
- There will be no less than two leaders present at any Club meeting until all Club members have been picked up following the end of the meeting.
- Scores are calculated by a panel of instructors and considered final at the conclusion of the fair. If you feel there was a scoring error, please contact a club coordinator.
- Cell Phones, electronics or other items that may distract members are prohibited from use beyond the safety lines and must be out of sight.

- Trophy Shoots are a privilege intended for members to demonstrate the level of mastery of shooting skills they have obtained from practice throughout the shooting year. Through regular participation it is the expectation that members will obtain a working knowledge of range rules and safety procedures prior to participating in the Trophy Shoot. Any Instructor or Club Coordinator has the right to bar any member or parent from shooting range participation or presence if their actions are deemed unsafe including not having knowledge of range rules and procedures. Since limited instruction and coaching will be provided during sight-in and warm up at Trophy Shoot, **ALL members should attend a minimum of two club meetings specific to the disciplines for which they are registered.** Members unable to participate in the Trophy Shoot can achieve the requirements for club completion by making a project or poster related to the discipline as described in this manual. Each club member must sign the attendance sheet provided for club events prior to participating.

DISCIPLINE ELIGIBILITY AND FEES

- **Archery** is available for all members of the 4-H Shooting Sports Club who have completed the requirements for club membership.
- To be eligible for **Rifle**, you must have completed the requirements for club membership **and** you must be **at least ten (10) years of age by the start of the fair.**
- To be eligible for **Shotgun**, you must have completed the requirements for club membership **and** you must have **completed two (2) years in rifle.** This means you may start shotgun no sooner than your third year of firearms in the 4-H Shooting Sports Club.
- To be eligible for **Pistol**, you must have completed the requirements for club membership **and** you must **completed four (4) years in firearms** (rifle and/or shotgun) **and** you must demonstrate **safe handling of firearms at all times.** This means you may start pistol no sooner than your fifth year of firearms in the 4-H Shooting Sports Club.
- **Annual Club Equipment Fees** are required to defray costs of shooting range activities according to the following schedule:
 - **Archery: \$20.00**
 - **Pistol: \$20.00**
 - **Rifle: \$20.00**
 - **Shotgun: \$40.00**

This fee is separate from the State Program Fee required by Indiana 4-H. These fees are paid annually at any club event prior to the last open range date in May. You will not be allowed to participate in a trophy shoot or receive fair tickets if club equipment fees have not been paid. If you are unable to pay the fee and need financial assistance, please contact one of the Club Coordinators.

Please note: Equipment fees are paid only once for the 2025 club year. You will not be allowed to participate in a trophy shoot or receive fair tickets if club equipment fees have not been paid. Your promptness in payment at any club event is appreciated.

Club member classroom safety instruction will be held on **Saturday, January 11, 2025, beginning at 8:00 am** at the 4-H Fairgrounds and is **REQUIRED** for all new members who wish to participate in a firearms discipline. **If you are unable to attend this training, you must contact a club coordinator prior to this date to make alternative arrangements. Completed 4-H safety training is a requirement for firearms participation.** Returning members who have already participated in a club firearms safety meeting are invited but do not need to attend.

TROPHY DAY SHOOT

No Open Practice on Trophy Shoot Days.

General Trophy Shoot Conditions

1. Members are only allowed one opportunity to complete the Trophy Shoot per discipline.
2. Trophy Shoots are a privilege intended for members to demonstrate the mastery level of shooting skills they have obtained from practice throughout the shooting year. Through regular participation it is the expectation that members will obtain a working knowledge of range rules and safety procedures prior to participating in the Trophy Shoot. Any Instructor or Club Coordinator has the right to bar any member or parent from shooting range participation or presence if their actions are deemed unsafe including not having knowledge of range rules and procedures. Since limited instruction and coaching will be provided during sight-in and warm up at Trophy Shoot, **ALL members should attend a minimum of two club meetings specific to the disciplines for which they are registered.** Members unable to participate in the Trophy Shoot can achieve the requirements for club completion by making a project or poster related to the discipline as described in this manual.
3. It is expected that members have participated in at least two of the several practice sessions and are familiar with range rules and equipment. Significant instruction will not be provided the day of trophy shoots. Safety violations will result in removal from the range without the ability to complete the trophy shoot.
4. **Outside Coaching / Instruction is prohibited once the member enters the range for a Trophy Shoot.**
5. Should a participant need to complete their trophy shoot prior to the scheduled trophy shoot days due to a personal conflict, the same conditions will apply including limitations on practice and warm-up. A member shall notify an instructor of the need to complete their trophy shoot before entering the range for the first time for that day.
6. Scores are calculated by a panel of instructors and considered final at the conclusion of the fair. If you feel there was a scoring error, please contact a club coordinator.
7. Cell Phones, Electronics or other items that may distract members are prohibited from use beyond the safety lines and must be out of sight.

Archery Trophy Shoot Procedure

1. Archers will select their preferred equipment upon entering the range. Only bows and arrows maintained by the 4-H Shooting Sports Club may be used. Archers will be allowed to retain the bow they select at their shooting position until the trophy shoot is complete.
2. Archers may wear finger tabs, tape, or gloves to protect draw-hand fingers. Mechanical release aids are prohibited **except as pre-approved solutions for physically challenged archers.** Archers may wear arm guards.
3. Archers will be allowed to warm up by shooting up to 1 end of 5 arrows.
4. Questions may be asked of the instructor during warm up only.
5. Whistle Signals: NASP® whistle commands will be used to operate the range.
6. For Trophy scoring, Archers will shoot 3 ends of 5 arrows for a combined 15 arrow score. Archers are to remain with their targets while they are judged. Instructors will score and Archers will confirm scoring before removing arrows from targets.

7. In the event that a bow becomes disabled during the trophy shoot, the member will be allowed to select a different bow and will be provided up to 5 practice arrows before resuming their trophy shoot.
8. An arrow that bounces off the target may be shot again once an end as instructed by range officials.

Rifle Trophy Shoot Procedure

1. Member must select and shoot 3 out of 5 shooting positions (bench, prone, sitting, kneeling or standing) for trophy shoot scoring.
2. 10 rounds of ammunition will be provided per shooting position.
3. One 10 shot sight-in practice round (any position) will be permitted prior to trophy shoot.
4. Immediately following the 10 shot sight-in practice round:
 - A new official trophy shoot target will be provided.
 - Each shooting position will be shot in consecutive order, with a change of target between shooting position.
 - Therefore, only a maximum of 10 shots per each target.
5. Official scoring of each target will take place off of the range.
6. In the event that a rifle becomes disabled during the trophy shoot, the member will be allowed to select a different rifle and will be provided up to 5 practice shots before resuming their trophy shoot.

Pistol Trophy Shoot Procedure

1. Member will shoot 3 positions (bench, standing two handed supported, standing one hand only) for Trophy Shoot scoring.
 - Wheelchair members are exempt from standing requirement but are required to shoot a one hand position.
2. 10 rounds of ammunition will be provided per shooting position.
3. One 10 shot sight-in practice round (any position) will be permitted prior to Trophy Shoot.
4. Immediately following the 10 shot sight-in practice round:
 - A new official Trophy Shoot target will be provided.
 - Each shooting position will be shot in consecutive order, with a change of target between shooting positions.
 - Therefore, only a maximum of 10 shots per each target.
5. Official scoring of each target will take place off of the range.
6. In the event that a pistol becomes disabled during the Trophy Shoot, the member will be allowed to select a different pistol and will be provided up to 5 practice shots before resuming their Trophy Shoot.

Shotgun Trophy Shoot Procedure

1. The trophy shoot round will consist of 25 shots - five shots from each shooting station.
2. In the event that a shotgun becomes disabled during the trophy shoot, the member will be allowed to select a different shotgun.
3. All ties will be decided by reverse scoring (going backwards) starting from shot #25 with the longest string of hit targets.

TOP SHOT AWARD

The Top Shot Award is to recognize the top all around shooter in Archery, Rifle, Shotgun and Pistol for the club. To participate, the club member must be registered and complete the Trophy Shoot for each discipline. Trophy scores from each of the disciplines represented as a percentage of the maximum possible score will be averaged to provide an overall score. In event of a tie, "X" scores from archery, rifle and pistol will be totaled and used as the tie-breaker. There is no fee to participate in this competition. The Top Shot Award will be presented at the annual awards picnic.

Top Shot Eligibility / Rules

To be eligible to participate for the Top Shot award, the following requirements must be achieved:

- Completed the requirements for club membership
- Be registered in all four shooting disciplines including Archery, Rifle, Shotgun and Pistol.
- Complete trophy shoot requirements for each discipline

Scoring Example

The following example demonstrates the method of scoring.

Archery Score:	110 out of possible 150 – $110/150 = 73.3\%$
Rifle Score:	275 out of possible 300 – $275/300 = 91.6\%$
Shotgun Score:	23 out of possible 25 – $23/25 = 92\%$
Pistol Score:	250 out of possible 300 – $250/300 = 83.3\%$
Top Shot Score:	$(73.3\% + 91.6\% + 92\% + 83.3\%) / 4 = 85.05\%$

REQUIREMENTS FOR COMPLETION

It is **highly recommended that ALL members** take and pass the DNR Hunter Education Course before participating in 4-H Shooting Sports.

1. **ALL first-year rifle members** are required to attend the mandatory Club Safety Class. For 2025, a safety class is scheduled for **Saturday, January 11, 2025 (8:00 am. to 1 pm)** at the Elkhart County 4-H Fairgrounds.

2. **ALL members** must do one of the following activities:

- Participate in the TROPHY SHOOT

—OR—

- MAKE A PROJECT or POSTER related to your discipline. Create an exhibit that shows the public what you learned in Shooting Sports Education this year.

PROJECT IDEAS

- Create an archery or firearms safety poster.
- Build a bench rest.
- Make a gun rack.
- Make a functional quiver.
- Make an ammunition pouch.
- Make a ground pad for prone position shooting.
- Bounce an idea off your Club or Project Leader/Instructor.
- **BE CREATIVE!**


Any project entered must include a page describing how you made your exhibit and how your exhibit is to be used.

4-H POSTER GUIDELINES

Poster Board – Create an exhibit that shows the public what you learned in shooting sports education this year. Exhibits must be displayed horizontally, sized 22" x 28", mounted on a firm backing (foam-core board or other), and covered in clear plastic or other transparent material. Be sure to include a label with your name, grade, and county. Title your exhibit with one of the following: archery, outdoor skills, muzzleloading, pistol, rifle, shotgun, or shooting sports. You can use a subtitle, if you wish.

All posters, notebooks, and display boards must include a reference list indicating where information was obtained, giving credit to the original author, to complete the 4-H member's exhibit. This reference list should/might include web site links, people and professionals interviewed, books, magazines, etc. It is recommended this reference list be attached to the back of a poster or display board, be the last page of a notebook, or included as part of the display visible to the public. A judge is not to discredit an exhibit for the manner in which references are listed.

Poster Board



Important Notes:

- Firearms or ready to shoot bows are not allowed to be exhibited. Unstrung bows are permissible.
- Live ammunition is not allowed to be exhibited (no powder or primer).
- An arrow with its arrowhead attached must be displayed in a secure case. An arrowhead without the arrow attached must be displayed in a secure case. An arrow may be displayed unsecured if its arrowhead is removed. Modern broadhead arrows are not allowed to be exhibited.
- Displays involving firearms or bows may be exhibited as a photographic display on a poster or in a notebook following grade level guidelines.
- Handmade items must include information explaining how the project was made and its intended use. Photos are encouraged.

Please note: Exhibits (**NOT** targets from the TROPHY SHOOT) will be eligible for an INDIANA STATE FAIR entry and will be judged accordingly.

Extension - 4-H Youth
Development**EXHIBIT OR POSTER REQUIREMENTS****Project Title: Shooting Sports****Description:**

The 4-H shooting sports project teaches safe operation of firearms and archery equipment.

State Fair Entries:

3 per county; one per level

Exhibit Guidelines:

Artificial Intelligence (AI) may be used, with parent permission, when creating this exhibit and is to be documented as a reference. A majority of the work to create this exhibit is to be the 4-H member's original work. All posters, notebooks, and display boards must include a reference list indicating where information was obtained, giving credit to the original author, to complete the 4-H member's exhibit. This reference list should/might include web site links, people and professionals interviewed, books, magazines, etc. It is recommended this reference list be attached to the back of a poster or display board, be the last page of a notebook, or included as part of the display visible to the public. A judge is not to discredit an exhibit for the way references are listed.

Posters are to be 22"x28" and displayed horizontally and placed in a clear plastic sleeve or covered with clear plastic to protect contents. Display boards should be designed to sit on a table using no more than 36" of tabletop space. Space should be left in the lower right hand corner to place an exhibit tag provided by Purdue Extension staff.

Live ammunition is not allowed to be exhibited (no powder or primer). Firearms or ready to shoot bows are not allowed to be exhibited. Unstrung bows are permissible.

An arrow with its arrowhead attached must be displayed in a secure case. An arrowhead without the arrow attached must be displayed in a secure case. An arrow may be displayed unsecured if its arrowhead is removed. Modern broadhead arrows are not allowed to be exhibited.

Displays involving firearms or bows may be exhibited as a photographic display on a poster or in a notebook following grade level guidelines. Handmade items must include information explaining how the item was made and its intended use. Photos are encouraged.

Some county 4-H programs offer in-person shooting instruction, depending on facilities. Disciplines include archery, rifle, shotgun, muzzleloader and pistol. In-person instruction in any of these disciplines must be led by a 4-H certified instructor. While some counties provide an option to exhibit at the county level, there is no state fair exhibit in these specific disciplines. Contact your county 4-H educator to learn about discipline opportunities in your county.

Judges evaluating exhibits should recognize individual differences and creativity, therefore using information in this document as a guide rather than a requirement.

Exhibit Class Guidelines:**Beginner (grades 3-5 suggested)**

Create an educational poster, notebook or display about a shooting sports topic of choice that is age/grade appropriate.

Intermediate (grades 6-8 suggested)

Create an educational poster, notebook or display about a shooting sports topic of choice that is age/grade appropriate. Another option is to create an item to be used when developing shooting sports skills.

Advanced (grades 9-12 suggested)

Create an educational poster, notebook or display about a shooting sports topic of choice that is age/grade appropriate. Another option is to create an item to be used when developing shooting sports skills. Youth can also design and complete an independent study activity.

Shooting Sports Exhibits are due on 4-H Project Check-In Day:

Check-in date: Monday, July 14, 2025, 11:00am-7:00pm

Pick-up dates: Sunday July 27, 2025, 12:00pm-3:00pm

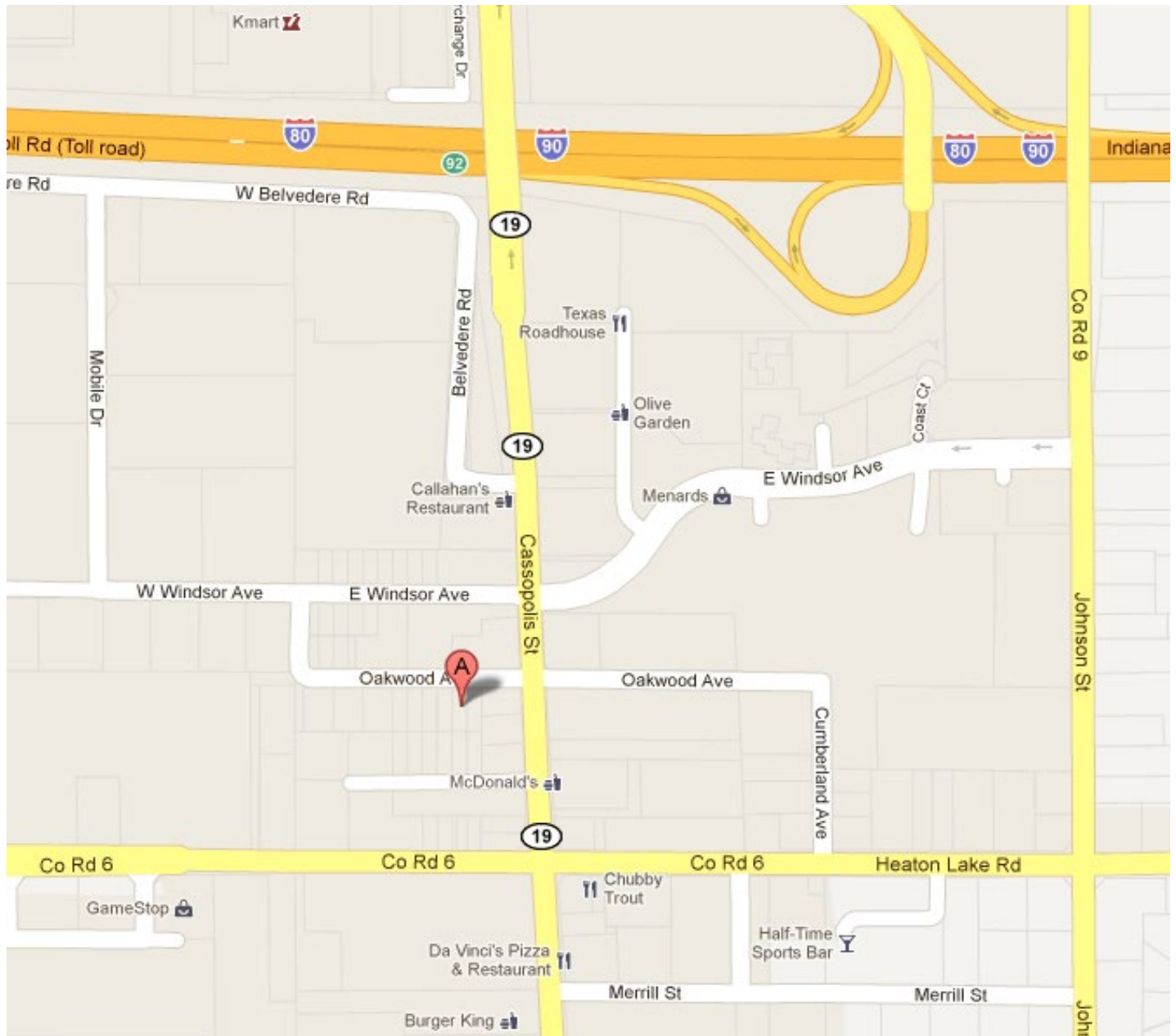
Or Monday, July 28, 2025, 12:00pm-5:00pm

Located at the Elkhart County Community Center (ECCC) at the Fairgrounds.

- ❖ If your exhibit is selected for State Fair, you must come to the ECCC building for State Fair check out day on Sunday, July 27, 2025, 12:00pm-3:00pm, so your project can be transported to the State Fair. You will need to come to the Elkhart County 4-H Fairgrounds, Clover Hill Building between 8am and 4:00pm on Tuesday, August 19, 2025, to pick up your State Fair project, ribbon, and pin.

INDOOR RIFLE / PISTOL RANGE LOCATION

325 Oakwood Avenue
Elkhart, IN



OUTDOOR RANGE

Please note: Equipment fees are paid only once for the 2025 club year. You will not be allowed to participate in a trophy shoot or receive fair tickets if club equipment fees have not been paid. Your promptness in payment at any club event is appreciated.

SHOTGUN – MARCH**ALL DISCIPLINES – April through JULY**

Events will be outdoors rain or shine so plan appropriately.

Place: Elkhart County Fairgrounds Range Gate 7

Location: Goshen, IN.

Directions: From downtown Goshen, IN.,

- Take US 33 South towards Goshen High School
- Follow the signs to the fair grounds.
- Go past gate 6 approximately 0.2 miles and turn right at gate 7 next to the white building on the hill and go to parking area.

Bring a chair to sit on, sun tan lotion and a hat due to limited shelter.

